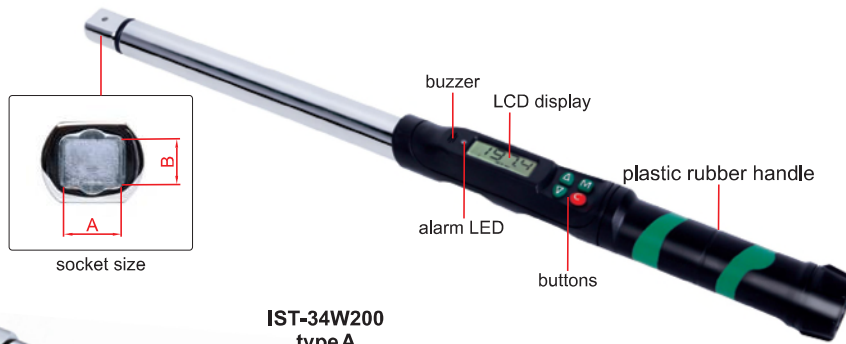



INTERCHANGEABLE HEAD DIGITAL TORQUE WRENCHES (BASIC TYPE)

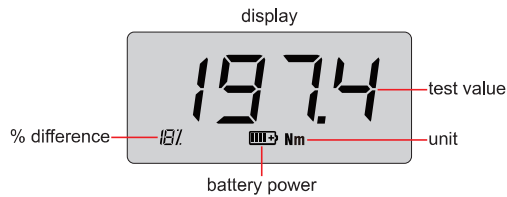


**IST-34W200
type A**



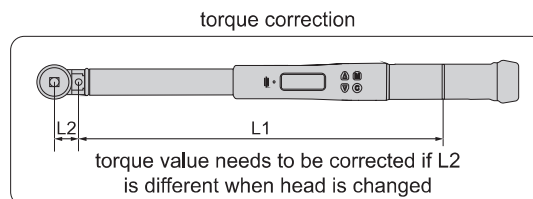
**IST-34W1000
type B**

- Clockwise and count-clockwise operation
- Unit: N.m, lb.in, lb.ft
- Peak and track working mode
- Target torque value can be set, with audible and visible alarm (alarm LED and buzzer):
 - Yellow LED light on when approaching target value, green LED light on when reaching target value, red LED light on when exceeding target value
 - Intermittent alarm when approaching target value, rapid alarm when reaching target value, long-lasting alarm when exceeding target value
- Real-time display of % difference from target value when approaching
- Power off automatically in 2 minutes without any operations



SPECIFICATION

Code	Type	Range	Accuracy	Resolution	Socket Size (A×B)	Power supply	Length	Weight
IST-34W20	A	2~20N.m	clockwise: ±2% counter-clock wise: ±3%	0.01N.m	12×9mm	3×AAA batteries	377mm	770g
IST-34W30		3~30N.m		0.01N.m	12×9mm		377mm	770g
IST-34W50		5~50N.m		0.01N.m	12×9mm		417mm	850g
IST-34W100		10~100N.m		0.1N.m	12×9mm		447mm	920g
IST-34W200		20~200N.m		0.1N.m	18×14mm		493mm	1050g
IST-34W300		30~300N.m		0.1N.m	18×14mm		561mm	1220g
IST-34W400	B	40~400N.m		0.1N.m	18×14mm		780mm	3000g
IST-34W600		60~600N.m		0.1N.m	32×24mm		1050mm	4500g
IST-34W800		80~800N.m		0.1N.m	32×24mm		1250mm	5000g
IST-34W1000		100~1000N.m		0.1N.m	32×24mm		1250mm	5100g





RATCHET HEAD (optional)

Code	Square driver	Applicable wrenches
IST-11WM-R1	1/4"	IST-34W20, IST-34W30
IST-11WM-R2	3/8"	IST-34W20, IST-34W30, IST-34W50, IST-34W100
IST-11WM-R3	1/2"	IST-34W200, IST-34W300, IST-34W400
IST-11WM-R4	3/4"	IST-34W200, IST-34W300, IST-34W400
IST-11WM-R5	3/4"	IST-34W600, IST-34W800, IST-34W1000



OPEN END HEAD (optional)

Code	Open size	Applicable wrenches
IST-11WM-K8	8mm	IST-34W20 IST-34W30 IST-34W50 IST-34W100
IST-11WM-K10	10mm	
IST-11WM-K13	13mm	
IST-11WM-K14	14mm	
IST-11WM-K15	15mm	
IST-11WM-K17	17mm	
IST-11WM-K19*	19mm	
IST-11WM-K13A	13mm	IST-34W200 IST-34W300 IST-34W400
IST-11WM-K14A	14mm	
IST-11WM-K15A	15mm	
IST-11WM-K17A	17mm	
IST-11WM-K19A	19mm	
IST-11WM-K22A	22mm	
IST-11WM-K24A	24mm	
IST-11WM-K27A*	27mm	
IST-11WM-K30A*	30mm	
IST-11WM-K32A*	32mm	
IST-11WM-K22B	22mm	IST-34W600 IST-34W800 IST-34W1000
IST-11WM-K24B	24mm	
IST-11WM-K27B	27mm	
IST-11WM-K28B	28mm	
IST-11WM-K30B	30mm	
IST-11WM-K32B	32mm	
IST-11WM-K33B*	33mm	
IST-11WM-K36B*	36mm	
IST-11WM-K38B*	38mm	
IST-11WM-K40B*	40mm	

BOX END HEAD (optional)

Code	Open size	Applicable wrenches
IST-11WM-M8	8mm	IST-34W20 IST-34W30 IST-34W50 IST-34W100
IST-11WM-M10	10mm	
IST-11WM-M13	13mm	
IST-11WM-M14	14mm	
IST-11WM-M15	15mm	
IST-11WM-M17	17mm	
IST-11WM-M19	19mm	
IST-11WM-M13A	13mm	IST-34W200 IST-34W300 IST-34W400
IST-11WM-M14A	14mm	
IST-11WM-M15A	15mm	
IST-11WM-M17A	17mm	
IST-11WM-M19A	19mm	
IST-11WM-M22A	22mm	
IST-11WM-M24A	24mm	
IST-11WM-M27A*	27mm	
IST-11WM-M30A*	30mm	
IST-11WM-M32A*	32mm	
IST-11WM-M22B	22mm	IST-34W600 IST-34W800 IST-34W1000
IST-11WM-M24B	24mm	
IST-11WM-K27B	27mm	
IST-11WM-M28B	28mm	
IST-11WM-M30B	30mm	
IST-11WM-M32B	32mm	
IST-11WM-M33B	33mm	
IST-11WM-M36B*	36mm	
IST-11WM-M38B*	38mm	
IST-11WM-M40B*	40mm	



type C (optional)



type UM (optional)



type M (optional)



type O (optional)



type A (optional)

ER WRENCH HEAD (optional)

Type C*	Customized according to customer requirements
Type UM*	
Type M*	
Type O*	
Type A*	

* Torque value needs to be corrected for these heads